

# HELGI'S POINT

"Data with a story"

February 19, 2013

Czech Republic

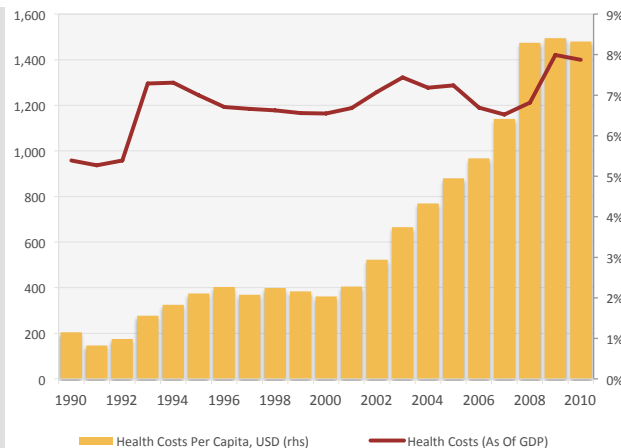


## HEALTH CARE EXPENDITURES

Total health expenditure is the sum of public and private health expenditure. It covers the provision of health services (preventive and curative), family planning activities, nutrition activities and emergency aid designated for health but does not include the provision of water and sanitation.

Health spending has grown relatively fast over the last 50 years. From 1960, health spending grew from under 4% of GDP on average across OECD countries to 9.6% in 2009.

The share of GDP grew particularly rapidly in the United States, rising from about 5% in 1960 to over 17% in 2009, which is 5% more than in the two next highest countries, the Netherlands and France, which allocated 12% and 11.8% respectively.



Source: World Bank, Helgi Analytics

You will find more at [www.helgilibrary.com/indicators/index/total-health-expenditure-as-of-gdp](http://www.helgilibrary.com/indicators/index/total-health-expenditure-as-of-gdp)

## HELGI'S POINT OF VIEW

Czechs get one of the best healthcare services in the world compared to how much money they have to contribute from their own pockets. The Czech health system has very good coverage in terms of hospitals, beds and the workforce and the quality of medical education is also relatively solid. In terms of infant mortality, for example, Czech doctors achieve some of the best results in the world.

Total healthcare expenditures have risen from less than 6% in the 1990s to around 8% of GDP in 2010, in line with the Czech Republic's peers in the region. This means around USD 1,400 per capita in absolute terms compared to USD 5,000 in the EU15, or over USD 7,000 in the USA.

Unlike their European or US peers, however, Czechs have free healthcare written into their constitution, so no wonder they pay very little from their own pockets to cover their health problems. In 2010, Czechs paid only 16% of total from their own pockets compared to around half paid by average American.

## ABOUT THE PRODUCT

Helgi's Point is a service primarily set up to feed media sector with interesting statistical data. If you like it, you can find more at [www.helgilibrary.com/daily](http://www.helgilibrary.com/daily). If you would like to get our report regularly, please, register at [www.helgilibrary.com/user/register](http://www.helgilibrary.com/user/register) and receive our daily report with an excel file the actual data for free. If you have any questions, suggestions, or comments, please, let us know at [info@helgianalytics.com](mailto:info@helgianalytics.com).



[www.HelgiAnalytics.com](http://www.HelgiAnalytics.com)

# HELGIHO POINTA

"Data s příběhem"

19. Února, 2013



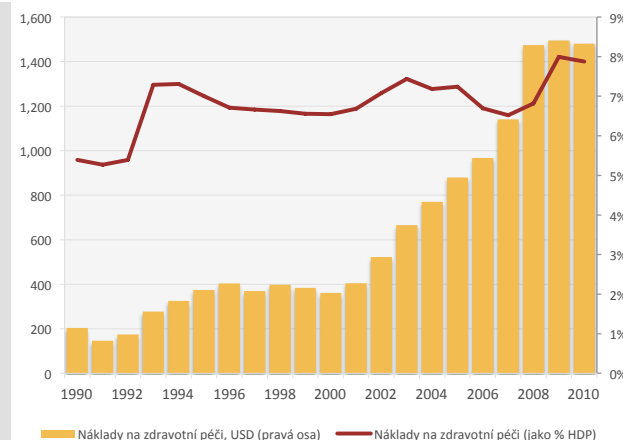
Česká Republika

## NÁKLADY NA ZDRAVOTNÍ PÉČI

Celkové výdaje na zdravotnictví jsou součtem veřejných a soukromých výdajů na zdravotnictví. To zahrnuje poskytování zdravotnických služeb (preventivních a léčebných), aktivity pro plánování rodičovství, výživové aktivity a pomoc při mimořádných událostech určených pro zdraví, ale nezahrnuje zásobování vodou a budování kanalizací.

Výdaje na zdravotnictví rostly poměrně rychle v průběhu posledních 50ti let. Zatímco v roce 1960 tvořily v zemích OECD méně než 4% HDP, v roce 2009 to již bylo 9.6%.

Výdaje na zdravotnictví jako podíl na HDP vzrostly rychle zejména ve Spojených státech, a to z asi 5% v roce 1960 na více než 17% v roce 2009. To je zhruba o 5% více než v pořadí u dalších dvou zemí, Nizozemí (s 12%) a Francie (11.8%).



Zdroj: World Bank, Helgi Analytics

Více naleznete na [www.helgilibrary.com/indicators/index/total-health-expenditure-as-of-gdp](http://www.helgilibrary.com/indicators/index/total-health-expenditure-as-of-gdp)

## HELGIHO POINTA

Češi se mohou těšit velmi dobré zdravotní péči i ve světovém měřítku zejména pak, pokud vezmeme v úvahu, kolik přispívají na péči z vlastní kapsy. Český zdravotní systém se vyznačuje dobrou infrastrukturou (počet nemocnic, lůžek či počet zdravotního personálu), ale také kvalitním vysokým školstvím. Kojenecká úmrtnost je například jedna z nejnižších na světě vůbec.

Celkové náklady na zdravotní péči se zvýšily ze 6% HDP v devadesátých letech až k 8% v roce 2010, vesměs podobně jako v okolních zemích středoevropského regionu. V absolutních číslech to znamená okolo USD 1,400 na osobu, což je stále výrazně méně než ve srovnání s Eurozónou (USD 5,000 na hlavu), či USD 7,000 ve Spojených Státech.

Na rozdíl od svých evropských či amerických sousedů, češi mají bezplatné zdravotnictví garantované ústavou, takže se podílejí na celkové zdravotní péči téměř marginálně. V roce 2010 to bylo jen 16% ve srovnání s více než polovinou placenou průměrným američanem.

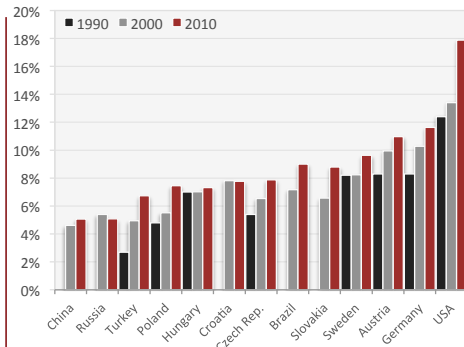
## O PRODUKTU

"Helgiho pointa" je produkt, který se snaží poskytnout zajímavá statistická data jednoduchou formou převážně mediálnímu sektoru. Pokud Vás tato služba zaujme, více naleznete na [www.helgilibrary.com/daily](http://www.helgilibrary.com/daily). Pokud máte zájem odebírat náš report pravidelně, zaregistrujte se na [www.helgilibrary.com/user/register](http://www.helgilibrary.com/user/register) a odebírejte každý den zdarma report společně s příloženým datovým souborem. Pokud budete mít jakékoliv dotazy, návrhy či připomínky, kontaktujte nás prosím na [info@helgianalytics.com](mailto:info@helgianalytics.com).

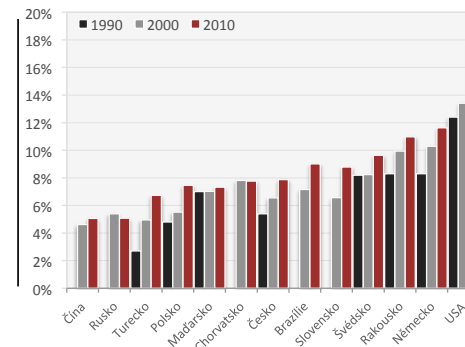


[www.HelgiAnalytics.com](http://www.HelgiAnalytics.com)

## INTERNATIONAL COMPARISON



## MEZINÁRODNÍ SROVNÁNÍ



## ABOUT HELGI ANALYTICS

Helgi Analytics is a consulting company based in the Czech Republic. The company mainly provides consultancy in the area of financial services and real estate and focuses primarily on the region of Central and Eastern Europe.

Helgi Analytics also runs a web application called Helgi Library, which is a database/library offering data and analyses on more than 95% of the world's economy and population. The Library aims to bring interesting statistical data and analyses to a wide audience under affordable conditions. If you wish to get more details, please visit [www.helgilibrary.com](http://www.helgilibrary.com) or contact us at [info@helgianalytics.com](mailto:info@helgianalytics.com).

### Helgi Analytics

Eliasova 38, Prague 6  
160 00, Czech Republic  
[www.helgianalytics.com](http://www.helgianalytics.com)



## DISCLAIMER

© 2012, HELGI ANALYTICS LTD. ALL RIGHTS RESERVED. All information contained herein is protected by Copyright Law and no such information may be copied or otherwise reproduced, in whole or in part, in any form or manner, by any Person or Company without Helgi Analytics' prior written consent. All information contained herein is obtained by Helgi Analytics from sources believed by it to be accurate and reliable. Because of the possibility of human and mechanical error, as well as other factors, however, all information contained herein is provided without warranty of any kind. Under no circumstances is Helgi Analytics under any liability to any person or entity for any loss or damage caused by any error, or other circumstance or contingency within or beyond the control of Helgi Analytics or any of its directors, employees, or agents in connection with the procurement, collection, compilation, analysis, interpretation, communication, publication, or delivery of any such information, or any direct or indirect damages whatsoever. The financial reporting, analysis, projections, observations, and other information contained herein are, and must be construed solely as, statements of opinion and not statements of fact or recommendations to purchase, sell, or hold any securities.