

HELGI'S POINT

"Data with a story"

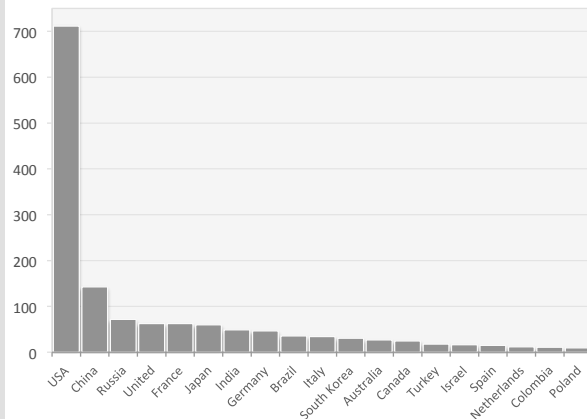
May 1, 2013

Czech Republic



Military Expenditure (USD bil)

Military expenditure data are derived from the NATO definition, which includes all current and capital expenditure on the armed forces, including peacekeeping forces, defence ministries and other government agencies engaged in defence projects, paramilitary forces, if these are judged to be trained and equipped for military operations, and military space activities. Such expenditure includes military and civil personnel, including the retirement pensions of military personnel and social services for personnel, operation and maintenance, procurement, military research and development, and military aid (in the military expenditure of the donor country)



Source: World Bank, Helgi Analytics

You will find more at www.helgilibrary.com/indicators/index/military-expenditure-usd

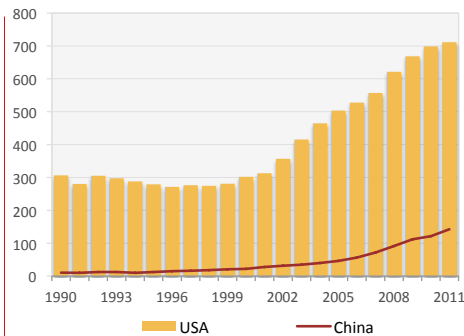
HELGI'S POINT OF VIEW

The world spends roughly 2.6% of its GDP on military purposes, according to SIPRI. While the United States is by far the largest spender in absolute terms (accounting for over 40% of global military spending), it is, together with Russia, also the largest spender in comparison to GDP (4.7% and 3.9% respectively in 2011).

While USA remains the only global superpower, it is China and India who are the largest in terms of armed personnel, with 2.95 mil and 2.63 mil soldiers at the end of 2010; however, one has to add that a quarter of Chinese and more than a half of Indian armed personnel are reserve personnel.

With more than 1.75 mil reserve personnel, the Indian Army is therefore the world's largest standing volunteer army

USA VS. CHINA



ABOUT THE PRODUCT

Helgi's Data Breakfast is a service primarily set up to feed media sector with interesting statistical data. If you like it, you can find more at www.helgilibrary.com/daily. If you would like to get our report regularly, please, register at www.helgilibrary.com/user/register and receive our daily report with an excel file the actual data for free. If you have any questions, suggestions, or comments, please, let us know at info@helgianalytics.com.



www.HelgiAnalytics.com

HELGIHO POINTA

"Data s příběhem"

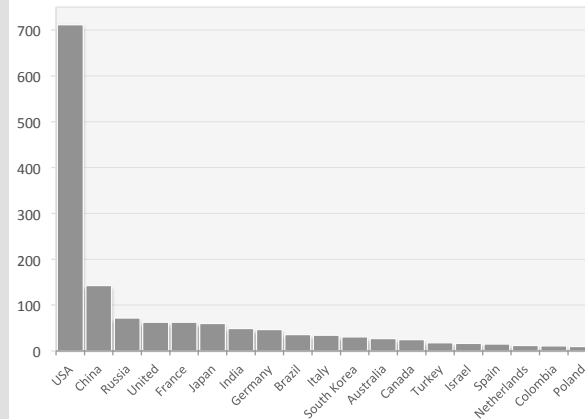
1. Května, 2013



Česká republika

Výdaje na armádu (USD mld.)

Výdaje na armádu jsou odvozeny z definice NATO, která zahrnuje všechny běžné a kapitálové výdaje na ozbrojené síly, včetně mírových sil; ministerstva obrany a dalších vládních agentur zabývajících se obrannými projekty; polovojenské síly, pokud jsou jako vyskoleny a vybaveny pro vojenské operace, a vojenské kosmické aktivity. Tyto výdaje zahrnují rovněž vojenský a civilní personál, včetně starobních důchodů vojenského personálu a sociálních služeb pro personál, provoz a údržbu; zadávání veřejných zakázek; vojenský výzkum a vývoj a vojenskou pomoc (ve výdajích na armádu v dárcovské zemi).



Zdroj: Světová banka, Helgi Analytics

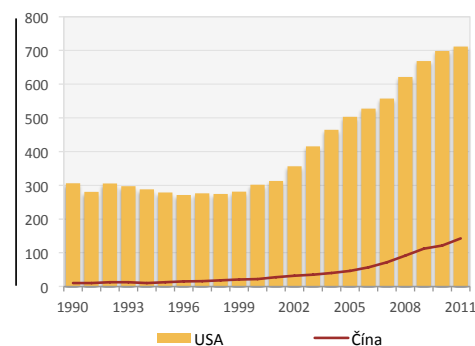
Více informací najdete na www.helgilibrary.com/indicators/index/military-expenditure-usd

HELGIHO POINTA

USA VS. ČÍNA

Podle SIPRI vydává svět zhruba 2.6% HDP na vojenské účely. Zatímco USA vydává zdaleka nejvíce v absolutních číslech (přes 40% z celosvětových výdajů na armádu), spolu s Ruskem vydávají také nejvíce v poměru ke svému HDP (4.7% USA a 3.9% Rusko v roce 2011).

Zatímco Spojené Státy Americké zůstávají jedinou supervelmocí, Čína a Indie disponují největšími armádami na světě čítající 2.95 mil. a 2.63 mil. vojáků na konci roku 2010, nicméně je nutno dodat, že čtvrtina čínských a více než polovina indických pracovníků ozbrojených sil představují vojáci v záloze. S více než 1.75 mil. vojenských pracovníků v záloze je indická armáda největší světovou dobrovolnickou armádou.



O PRODUKTU

"Helgiho pointa" je produkt, který se snaží poskytnout zajímavá statistická data jednoduchou formou převážně mediálnímu sektoru. Pokud Vás tato služba zaujme, více naleznete na www.helgilibrary.com/daily. Pokud máte zájem odebírat náš report pravidelně, zaregistrujte se na www.helgilibrary.com/user/register a odebírejte každý den zdarma report společně s příloženým datovým souborem. Pokud budete mít jakékoliv dotazy, návrhy či připomínky, kontaktujte nás prosím na info@helgianalytics.com.



www.HelgiAnalytics.com

ABOUT HELGI ANALYTICS

Helgi Analytics is a consulting company based in the Czech Republic. The company mainly provides consultancy in the area of financial services and real estate and focuses primarily on the region of Central and Eastern Europe.

Helgi Analytics also runs a web application called Helgi Library, which is a database/library offering data and analyses on more than 95% of the world's economy and population. The Library aims to bring interesting statistical data and analyses to a wide audience under affordable conditions. If you wish to get more details, please visit www.helgilibrary.com or contact us at info@helgianalytics.com.

Helgi Analytics

Eliasova 38, Prague 6
160 00, Czech Republic
www.helgianalytics.com



DISCLAIMER

© 2012, HELGI ANALYTICS LTD. ALL RIGHTS RESERVED. All information contained herein is protected by Copyright Law and no such information may be copied or otherwise reproduced, in whole or in part, in any form or manner, by any Person or Company without Helgi Analytics' prior written consent. All information contained herein is obtained by Helgi Analytics from sources believed by it to be accurate and reliable. Because of the possibility of human and mechanical error, as well as other factors, however, all information contained herein is provided without warranty of any kind. Under no circumstances is Helgi Analytics under any liability to any person or entity for any loss or damage caused by any error, or other circumstance or contingency within or beyond the control of Helgi Analytics or any of its directors, employees, or agents in connection with the procurement, collection, compilation, analysis, interpretation, communication, publication, or delivery of any such information, or any direct or indirect damages whatsoever. The financial reporting, analysis, projections, observations, and other information contained herein are, and must be construed solely as, statements of opinion and not statements of fact or recommendations to purchase, sell, or hold any securities.